




080-0500
Grapple Style
Compression Latch



This new grapple style compression latch is designed for compartments, access panels and hoods for off-highway vehicle applications that are subject to high vibration loads. Offering 6mm of compression, the 3 robust opposing jaws work with a striker diameter of .375 (9.5mm), providing a high level of resistance to vibration, shock and wear.



TriMark Corporation

500 Bailey Avenue
P.O. Box 350
New Hampton, Iowa 50659
United States
Tel: 641-394-3188
Fax: 641-394-2392
1-800-447-0343
www.trimarkcorp.com

10002707 QM08
10002707 TS09



ISO 9001: 2008
ISO/TS 16949: 2009

TriMark Corporation

TriMark Europe

Cedar Court
Walker Road
Bardon Hill
Coalville LE67 1TU
United Kingdom
Tel: +44(0)1530 512460
Fax: +44(0)1530 512461
www.trimarkeu.com

427961 QM08
427961 UM



ISO 9001 : 2008
ISO 14001 : 2004

TriMark Europe Ltd.



080-0500 Grapple Style Compression Latch

FEATURES/BENEFITS:

- Its use in gasketed applications meets requirements for environmental sealing, noise and airflow management
- Sealed housing provides for minimal intrusion of dirt and water
- Easy to install, the product offers the same look and mounting pattern as the popular 030-0500/0550, offering customers a heavy duty product upgrade
- Intuitive open and close actuation does not require a turning operation
- Handle provides over-center action and remains up (flagged) when latch is open providing clear open/closed status

AVAILABLE:

- Locking options include a standard padlock hasp with key locking provision to add a cam lock for increased security or keyed alike to common lock codes to match paddle actuators used for operator enclosures
- Non-locking
- Optional mounting hole patterns

MATERIAL:

- Handle: Sturdy die cast zinc
- Latch and housing: Steel reinforced construction

FINISH:

- Zinc plate, clear chromate conversion coat for maximum paint adhesion and resistance to rust
- Black powder coated

INSTALLATION:

- Lock cylinder may be installed after the latch has been assembled into the door and painted
- Four 3/16" M4 diameter steel "pop" rivets, 1/4-20 or M6 X 1 screws (not included)

U.S. Patent No. 8,770,635

Individual part dimensions are for reference only. Refer to individual part drawings for complete dimensions, specifications, and installation procedures. Engineering assistance and application drawings are available.

For more information visit
www.trimarkcorp.com

