

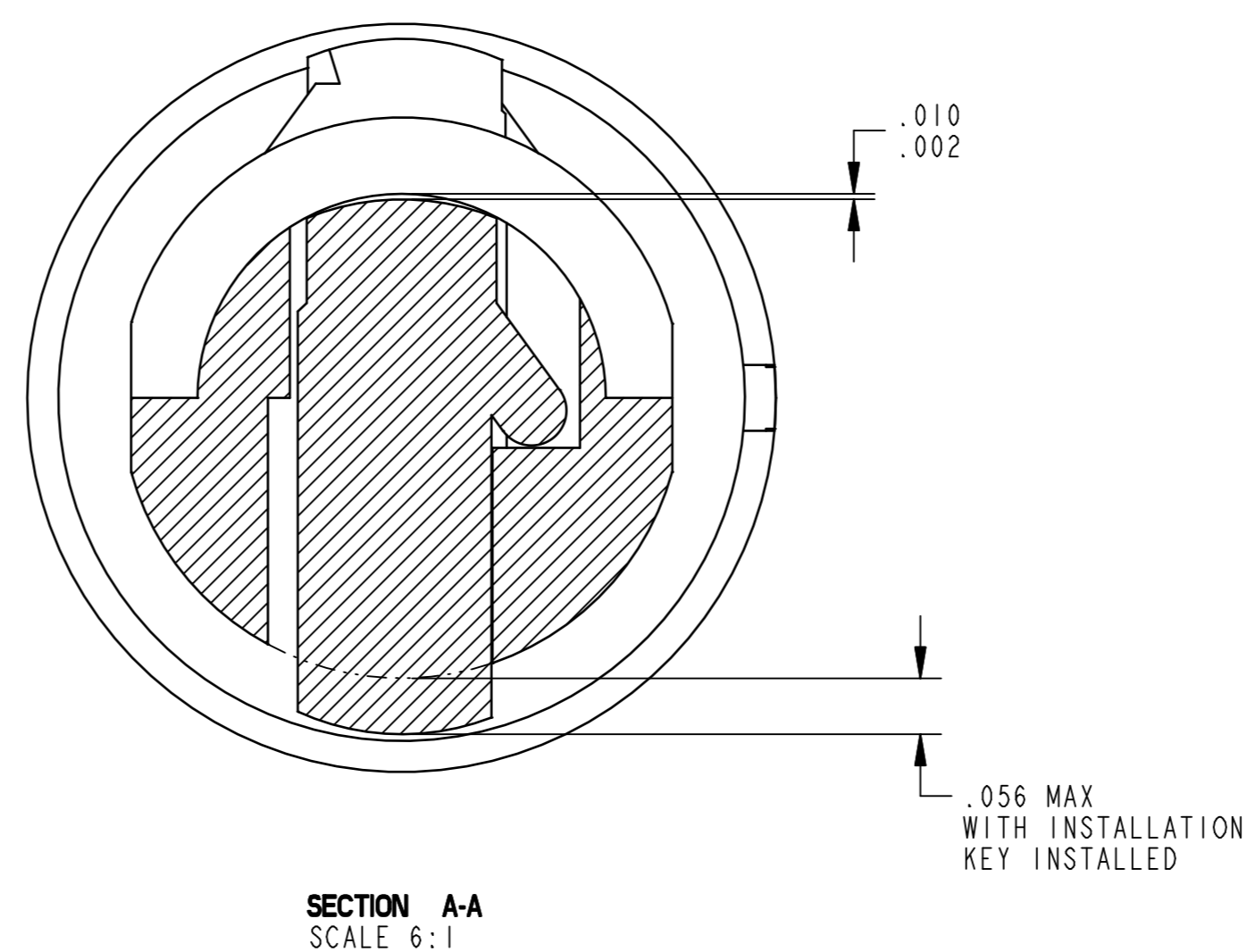
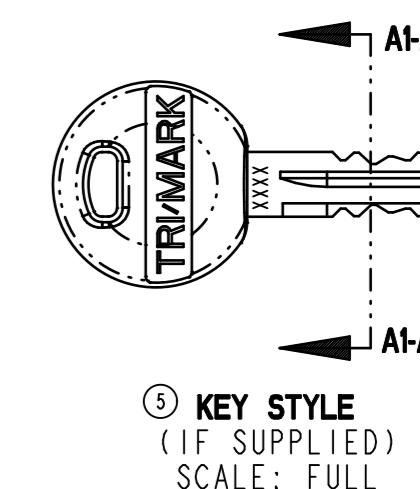
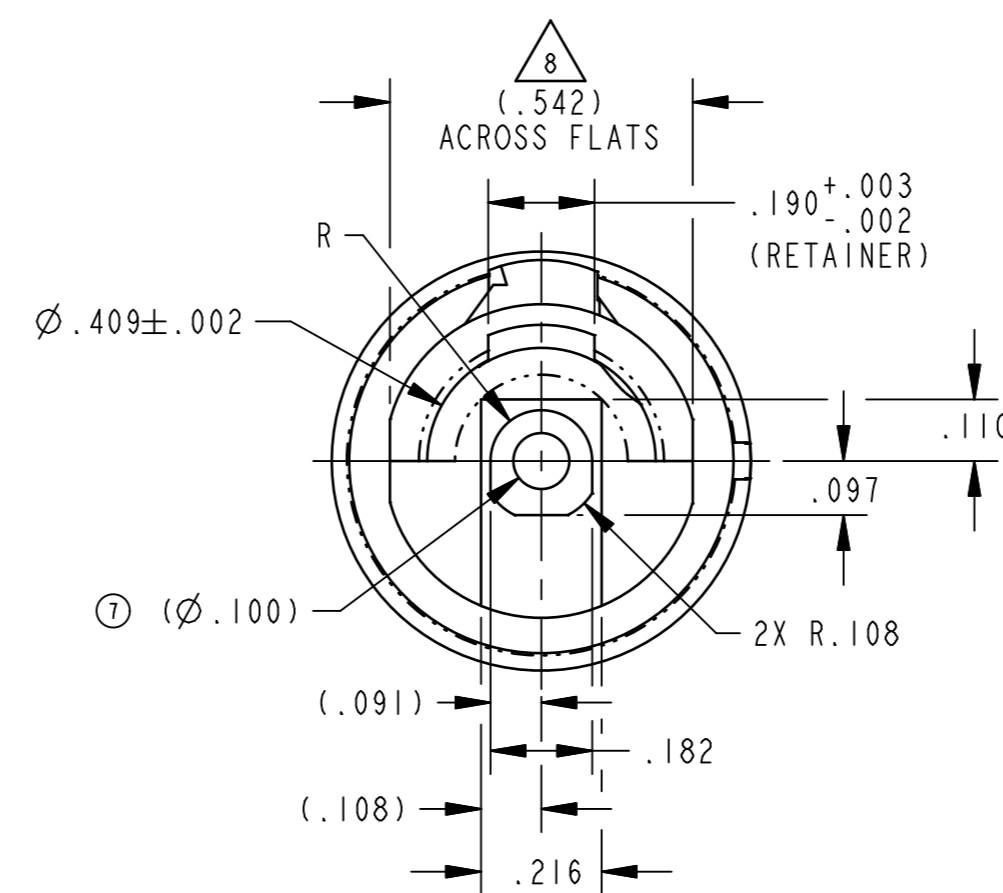
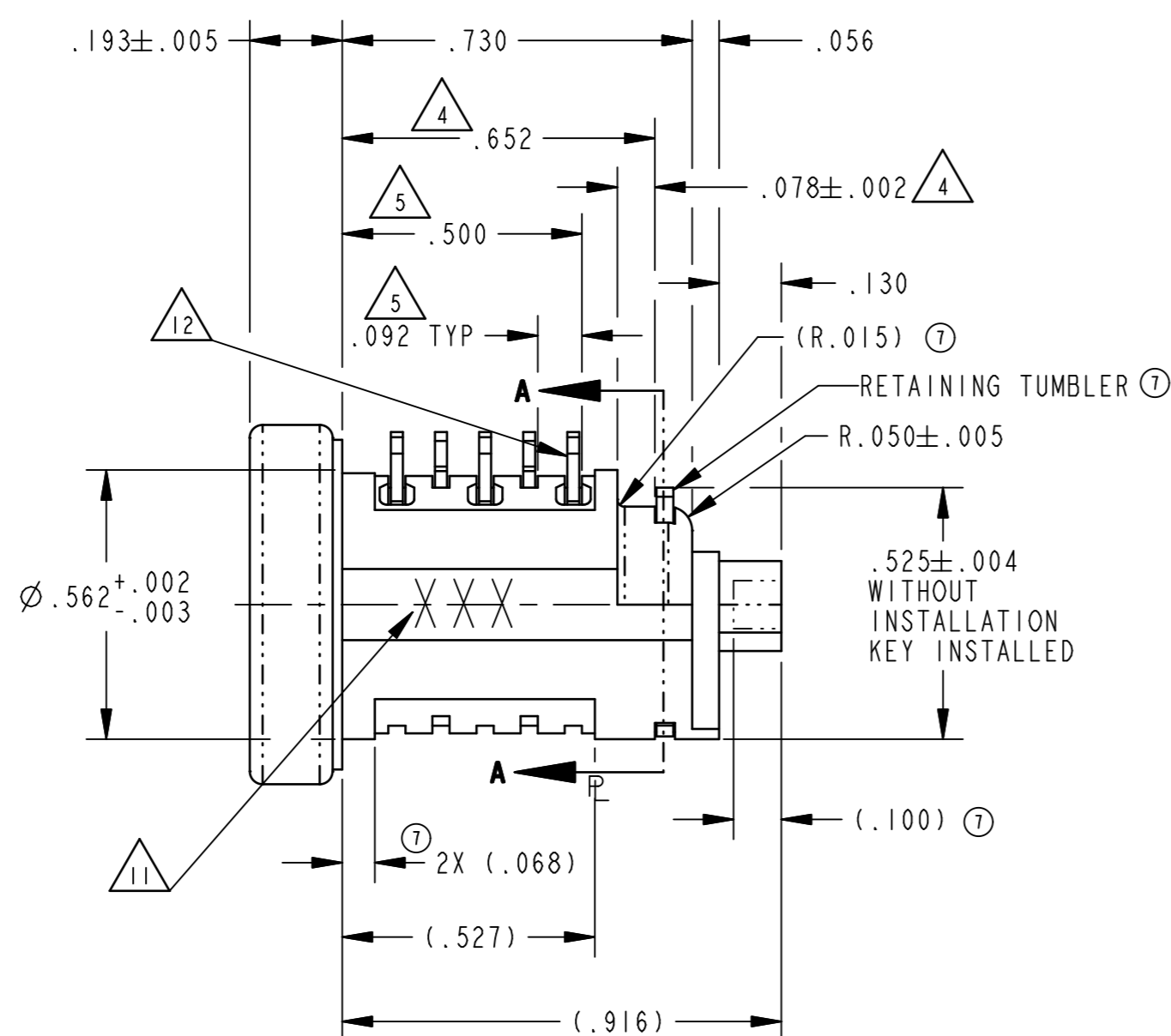
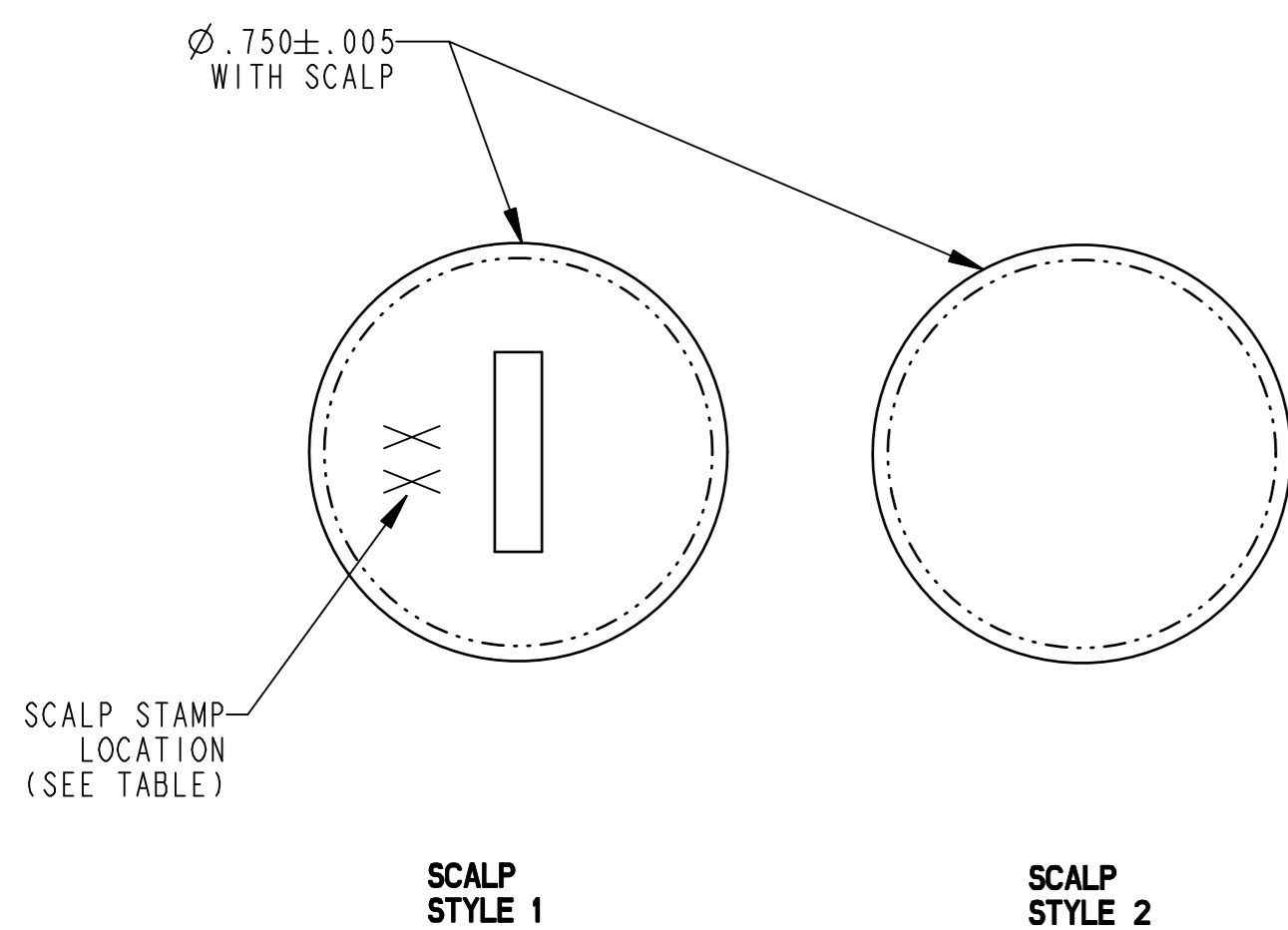


REVISION	ECO	BY	CHECKED	DESCRIPTION
2	10867	SEP 21/17/99	KTT 21/17/99	REVISED COMBINATION NUMBER ON TABLE
3	10977	JRS 4/26/99	ASP 4/26/99	16169-15-1000 WAS 16169-01-2006; 16170-15-1000 WAS 16170-10; 16170-15-2000 WAS 16170-09; 1R WAS 1MKR; 110-0105 WAS SEE TABLE; DELETED PROD CODE COLUMN; REQD
4	11014	JRS 6/28/99	ASP 6/28/99	ADDED VERSIONS 16014-02-1001 THRU 16014-02-1030
5	10240	JRS 12/27/99	JRN 12/27/99	ADDED -01-1001 THRU -01-1030; KEY VIEW; NOTE 11; REVISED PRODUCT CODE AND TABLE; SHEET SIZE D WAS C
6	18545	BUE 01/19/01	JRS 01/19/01	ADDED "EXCLUSIVE FOR WINNEBAGO" TO NOTES FOR 16014-01-1150 THRU 16014-01-1159 AND 16014-02-1150 THRU 16014-02-1159; UPDATED DISPLAY OF LOCKCYLINDER; ADDED KS201 KEY SECTION; REVISED LOCK TABLE
7	19253	JRS 2/26/02	MJH 2/26/02	ADDED VERSION -99-9999, NOTE 12, SCALP STYLE 2, RETAINING TUMBLER NOTE; (R.015) WAS R.015±.005; (.100) WAS .100; 2X (.068) WAS (.068)(∅.100) WAS ∅.100



- NOTES:
- ZINC DIE CAST BODY - PLATE, ZINC/COAT, CHROMATE, YELLOW PER ES-104 WITH STAINLESS STEEL SCALP.
  - TUMBLERS TO BE BRASS WAFERS AND INTERNALLY RETAINED.
  - WITH KEY INSERTED, TUMBLERS NOT TO EXCEED BODY DIAMETER UNLESS OTHERWISE SPECIFIED.
  - ④ DIMENSION TO RETAINER SLOT IN CASTING.
  - ⑤ DIMENSION TO TUMBLER SLOT IN CASTING.
  - TO BE PACKED 100 OR LESS PER BAG. BAGS TO BE PACKED IN BOX AND MORE THAN ONE BAG MAY BE IN A BOX. QUANTITY TO BE CLEARLY MARKED ON BAGS. KEYCODE AND PART NUMBER TO BE CLEARLY MARKED ON BOX.
  - INSTALLATION KEY FOR LOCKCYLINDER AS INDICATED IN TABLE RETRACTS ALL FIVE LOCKING TUMBLERS AND RETAINING TUMBLER. ALL OTHER KEYS RETRACT ONLY THE FIVE LOCKING TUMBLERS.
  - ⑧ .010 MAX FLASH PERMISSIBLE ACROSS THIS DIM. DO NOT REDUCE THIS DIM BY EXCESSIVE FLASH REMOVAL.
  - ALL LOCKCYLINDERS TO HAVE TRAP DOOR TYPE SHUTTER.
  - REFERENCE ES-128 FOR KEY SECTIONS, ES-132 FOR KEYBITTING, ES-133 FOR LOCK TUMBLERS, AND ES-134 FOR KEYCODES.
  - ⑩ STAMP LAST 3 DIGITS OF KEYCODE ON THIS OR OPPOSITE SIDE OF LOCKCYLINDER.
  - ⑪ THIS IS THE ONLY LOCKING TUMBLER NEEDED FOR 16014-99-9999 ONLY.
  - ⑫

DIMENSIONS	ANGLES
X.X = ±.1	
X.XX = ±.03	X° = ±1°
X.XXX = ±.003	

SHEET 1 OF 2

SPECIFICATION	DESCRIPTION	ITEM	PART NUMBER	DESCRIPTION	QUANTITY
DRAWN BY: JMH 4/13/98	CHECKED BY: JJH 4/13/98	DESIGN ENG: KTT 8/21/98	MFG. ENG:	QUALITY ENG:	
MATERIAL: SEE NOTES 1 AND 2			HEAT TREAT:		
FINISH: SEE NOTE 1			PROJECT: 97082		
CUSTOMER:			CUSTOMER PART NUMBER:		
SIZE: D			PART WEIGHT:		
SURFACE AREA:			PRODUCT CODE: ⑤ L06 (110-0105)		
REPORT ERRORS TO ENGINEERING DEPARTMENT			DO NOT SCALE DRAWING		
SCALE: 3:1			REVISION: 7		
PART NAME: 16014-XX-XXXX			PART NUMBER:		

**TriMark**  
500 Bailey Avenue  
New Hampton, Iowa 50659 U.S.A.  
Tel: 641-394-3188  
Fax: 641-394-2392

This drawing and the information contained herein is the property of TriMark Corporation and shall not be used for any purpose without our written consent.

PART NAME: 16014-XX-XXXX  
SCALE: 3:1  
REVISION: 7  
PART NUMBER: